



EDUCATIONAL
TOURS

Hands-on Activity

Global Peace Photography Challenge

Author: Genevieve A.

Grade Level: 8 - 12

One of our EF Group Leaders, Genevieve, created an activity to help your students engage with the idea of peace through photography. Genevieve is a high school photography teacher from Montana who has taken her students on nine EF tours in the last 10 years.

“The Global Peace Photo Award aims to discover the best picture of the better side of humans and the positive aspects of changes in this world.”

– Peter-Matthias Gaede

ACTIVITY BREAKDOWN:

Subject: Photography | World History | World Cultures | Journalism

Essential Question: How can photography be used as a tool to better understand the world we live in?

Objective: Learn about the Global Peace Photo Award and create your own series of peace photographs

Length of Time: 30 minutes to full day

Materials Needed:

- A camera or smartphone
- A device to view/research past winner and photographers
- Optional: props and willing participants



Global Peace Photography Challenge | Step-by-step

PART ONE: INTRODUCTION: GRANDSONS OF THE GREAT

“Change doesn’t stop with one generation. Sit down with the grandsons of the greats—Mandela and Gandhi—for a conversation on human rights and responsibility.” – EF Educational Tours YouTube channel.

WATCH THIS FIRST!

Scan the QR code to the right or make your way over to: <https://bit.ly/great-grandsons>



Consider and/or discuss your thoughts about the following quote:


“However, he learned from his parents and grandparents that justice does not mean revenge, it means transforming the opponent through love and suffering...Grandfather taught Arun to understand nonviolence through understanding violence.”

PART TWO: LEARN ABOUT THE GLOBAL PEACE PHOTO AWARD

1. Visit the Global Peace Photo Award site to discover:

EXPLORE THIS FIRST!

Scan the QR code to the right or make your way over to: www.friedaward.com/about



Answer the following questions:

- What is the Nobel Peace Prize?
- Why is the Global Peace Photo Award needed?
- What are examples of what the award is not for?

2. Ask yourself what story-telling photos are and how they're alike and different from photojournalism.

Ultimately, the Global Peace Photo Award recognizes and promotes photographers from all over the world whose pictures capture human efforts towards a peaceful world and the quest for beauty and goodness. The award goes to those photographs that best express the idea that our future lies in peaceful coexistence.


PART THREE: HANDS-ON ACTIVITY

Observation

1. Look through this portfolio of submissions from a 2017 winner:

RESEARCH THIS FIRST!

Scan the QR code to the right or make your way over to: <https://bit.ly/portfolio-17>



Global Peace Photography Challenge | Step-by-step

PART THREE: HANDS-ON ACTIVITY | CONTINUED

2. Describe everything you see in one of the photographs:

- People (What is their gender, age, expressions, posture, attire, etc?)
- Location (Is the setting? What is the time of day and year?)
- Movement (How are people or objects situated in relation to one another?)
- Extras (What other details do you see such as objects, tools, cars, etc.)

3. How do you feel when observing these photographs?

4. How do these images tie back to the initial Global Peace Photo Award prompt?

Inference

1. Where was this photo taken?
2. Who or what do you think is the subject of this photograph?
3. Where might you expect to find this photograph displayed?

Take Action!

1. What do you want to photograph? What theme are you most interested in?


Here are some theme approaches you could consider:

- Better side of humans
- Peaceful coexistence
- Empathy
- Inspiring hope
- Personal happiness
- Causes you're passionate about

2. Choose a theme approach, either from the list above or by coming up with one your own.

3. Take 30 images based on your chosen approach—not all will be fantastic photos but don't let "getting the perfect photo" stop you from getting started.

4. Look at all the photos you've taken and choose 5 of the best shots to share as a photo series. Make sure they illustrate your theme!



PART FOUR: PROJECT REFLECTION

1. Why and or how do you think you achieved the prompt?
2. Describe your own photo in a few sentences and how it relates to this prompt.
3. Did this exercise change the way you look at the world or think about photography?

Proud of your Peace Photography Portfolio?

We'd love to see your prized pic!

Share your favorite peace photo using **#EFpeacephoto**.

The world always needs more empathetic, hope-inspiring messages.

Keep the peace photos flowing!

- Have you ever considered Instagram to be a photo portfolio?
- What accounts do you currently follow that qualify as peace photography?
- Can you find any other accounts creating similar work?
- What kinds of hashtags led you to their work?

